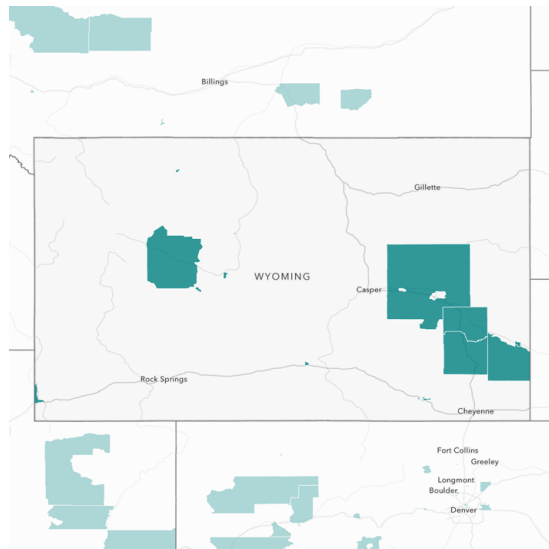


# Wyoming Opportunity Zones



**25** Opportunity Zones

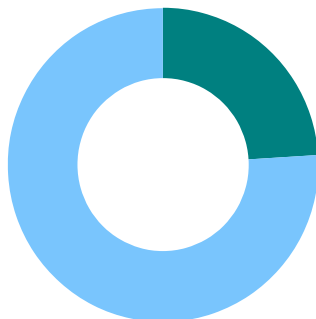
**102k** Zone Residents

**66k** Zone Jobs

**6k** Zone Businesses

Non-Metro  
76%

Metro  
24%

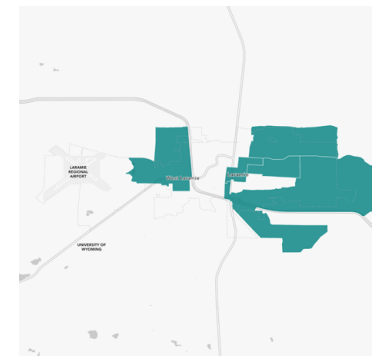


## Demographics for Wyoming's Opportunity Zones

	Wyoming	Wyoming Opportunity Zones
Minority Population	16%	21%
Poverty Rate	11%	15%
Average MFI*	\$79,782	\$67,100
Bachelor's Degree+	27%	25%
Adults Not Working	18%	21%
Housing Vacancy	11%	13%
Rent Burdened	41%	46%

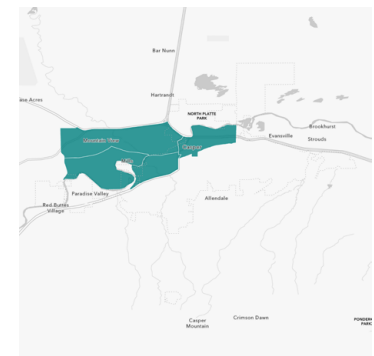
## Major urban areas with largest number of zones

Laramie



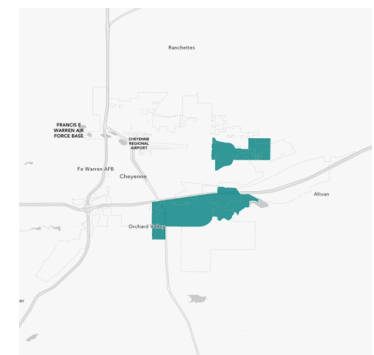
5 Tracts

Casper



2 Tracts

Cheyenne



1 Tract

## Congressional districts with largest number of zones

Representative	District	Party	Zones
Liz Cheney	WY-00	R	25

To learn more visit <https://eig.org/opportunityzones>  
Contact: [info@eig.org](mailto:info@eig.org)



# U.S. Opportunity Zones

Over 8,700  
Zones



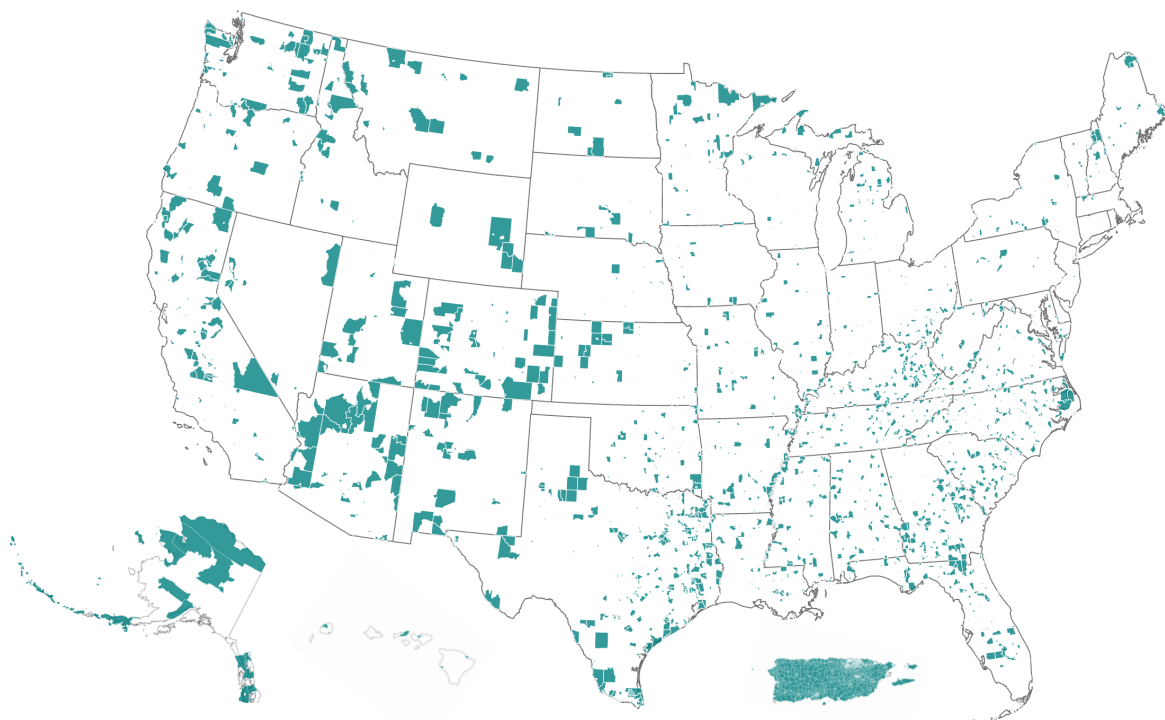
35 million  
residents



1.6 million  
businesses\*



24 million  
jobs\*



## Data Notes

**Minority Population** reflects the share of the population that does not identify as white, non-Hispanic.

**Bachelor's Degree +** reflects the share of the population age 25 and older who hold a bachelor's degree or higher.

**Adults Not Working** reflects the share of the population age 25 to 64 not working (i.e. either unemployed or not in the labor force).

**Housing Vacancy** reflects the share of housing units that are vacant, adjusted for recreational, seasonal, or occasional use vacancies.

**Rent Burdened** reflects the share of renter-occupied households that spend 30%+ of their household income on housing

*Businesses and jobs data sourced from ESRI, 2017 data. All other data sourced from the American Community Survey, 2015-2019 data.*



Minority  
Population

Poverty Rate

Average  
Median Family  
Income

Bachelor's  
Degree+

Adults Not  
Working

Housing  
Vacancy

Rent Burdened

United States\*

39%

15%

\$70,900

31%

27%

8%

51%

Average U.S.  
Opportunity Zones\*

56%

29%

\$44,700

18%

36%

13%

55%

\*Figure does not include Puerto Rico and the other U.S. territories

To learn more visit <https://eig.org/opportunityzones> | Contact: [info@eig.org](mailto:info@eig.org)