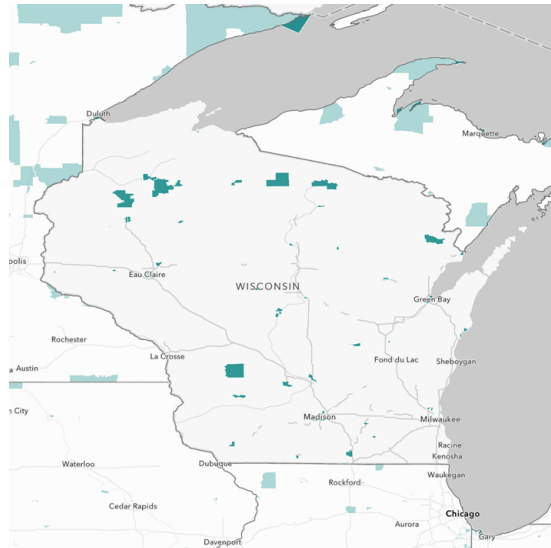


Wisconsin Opportunity Zones



120 Opportunity Zones

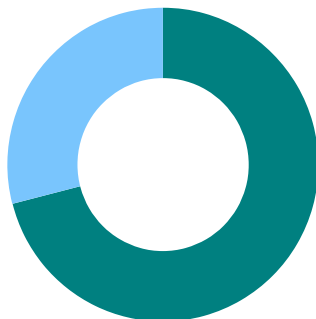
434k Zone Residents

400k Zone Jobs

25k Zone Businesses

Non-Metro
29%

Metro
71%



Demographics for Wisconsin's Opportunity Zones

	Wisconsin	Wisconsin Opportunity Zones
Minority Population	19%	35%
Poverty Rate	11%	24%
Average MFI*	\$78,679	\$50,400
Bachelor's Degree+	30%	22%
Adults Not Working	16%	23%
Housing Vacancy	5%	9%
Rent Burdened	44%	51%

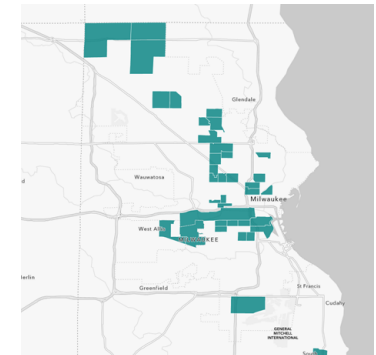
Congressional districts with largest number of zones

Representative	District	Party	Zones
Gwen Moore	WI-04	D	36
Thomas P. Tiffany	WI-07	R	18
Ron Kind	WI-03	D	16
Mark Pocan	WI-02	D	15

To learn more visit <https://eig.org/opportunityzones>
Contact: info@eig.org

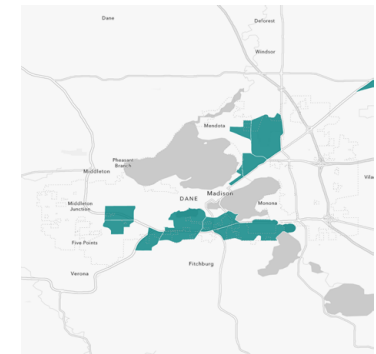
Major urban areas with largest number of zones

Milwaukee



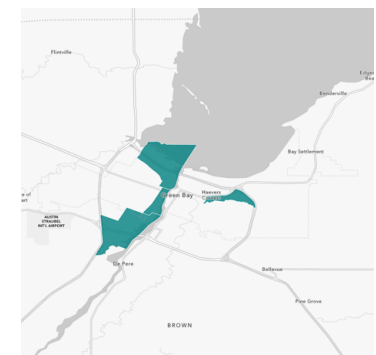
34 Tracts

Madison



9 Tracts

Green Bay



3 Tracts



U.S. Opportunity Zones

Over 8,700
Zones



35 million
residents



1.6 million
businesses*



24 million
jobs*



Data Notes

Minority Population reflects the share of the population that does not identify as white, non-Hispanic.

Bachelor's Degree + reflects the share of the population age 25 and older who hold a bachelor's degree or higher.

Adults Not Working reflects the share of the population age 25 to 64 not working (i.e. either unemployed or not in the labor force).

Housing Vacancy reflects the share of housing units that are vacant, adjusted for recreational, seasonal, or occasional use vacancies.

Rent Burdened reflects the share of renter-occupied households that spend 30%+ of their household income on housing

Businesses and jobs data sourced from ESRI, 2017 data. All other data sourced from the American Community Survey, 2015-2019 data.



Minority
Population

Poverty Rate

Average
Median Family
Income

Bachelor's
Degree+

Adults Not
Working

Housing
Vacancy

Rent Burdened

United States*

39%

15%

\$70,900

31%

27%

8%

51%

Average U.S.
Opportunity Zones*

56%

29%

\$44,700

18%

36%

13%

55%

*Figure does not include Puerto Rico and the other U.S. territories

To learn more visit <https://eig.org/opportunityzones> | Contact: info@eig.org