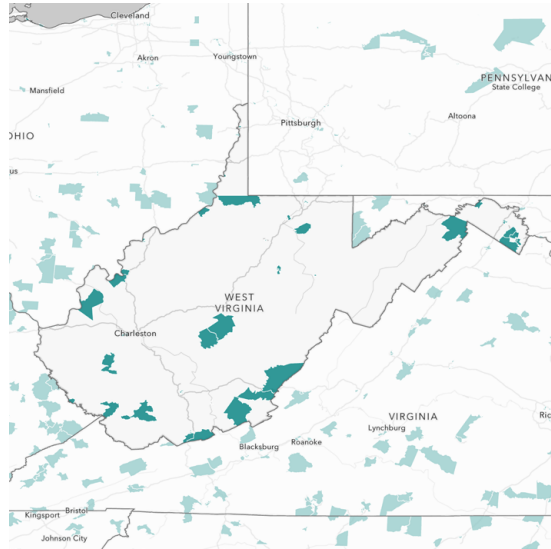


West Virginia Opportunity Zones



55 Opportunity Zones

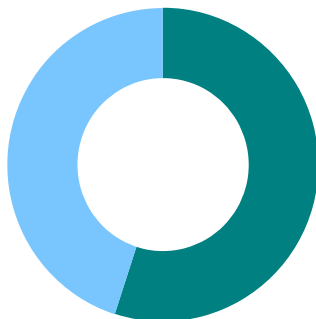
197k Zone Residents

175k Zone Jobs

12k Zone Businesses

Non-Metro
45%

Metro
55%



Demographics for West Virginia's Opportunity

	West Virginia	West Virginia Opportunity Zones
Minority Population	8%	13%
Poverty Rate	18%	23%
Average MFI*	\$59,607	\$52,900
Bachelor's Degree+	21%	21%
Adults Not Working	30%	32%
Housing Vacancy	13%	14%
Rent Burdened	47%	52%

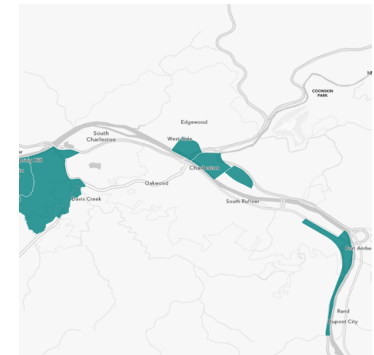
Congressional districts with largest number of zones

Representative	District	Party	Zones
Alexander X. Mooney	WV-02	R	22
Carol D. Miller	WV-03	R	19
David B. McKinley	WV-01	R	14

To learn more visit <https://eig.org/opportunityzones>
Contact: info@eig.org

Major urban areas with largest number of zones

Charleston



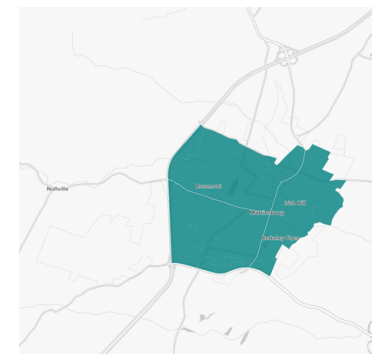
4 Tracts

Huntington



3 Tracts

Martinsburg



3 Tracts



U.S. Opportunity Zones

Over 8,700
Zones



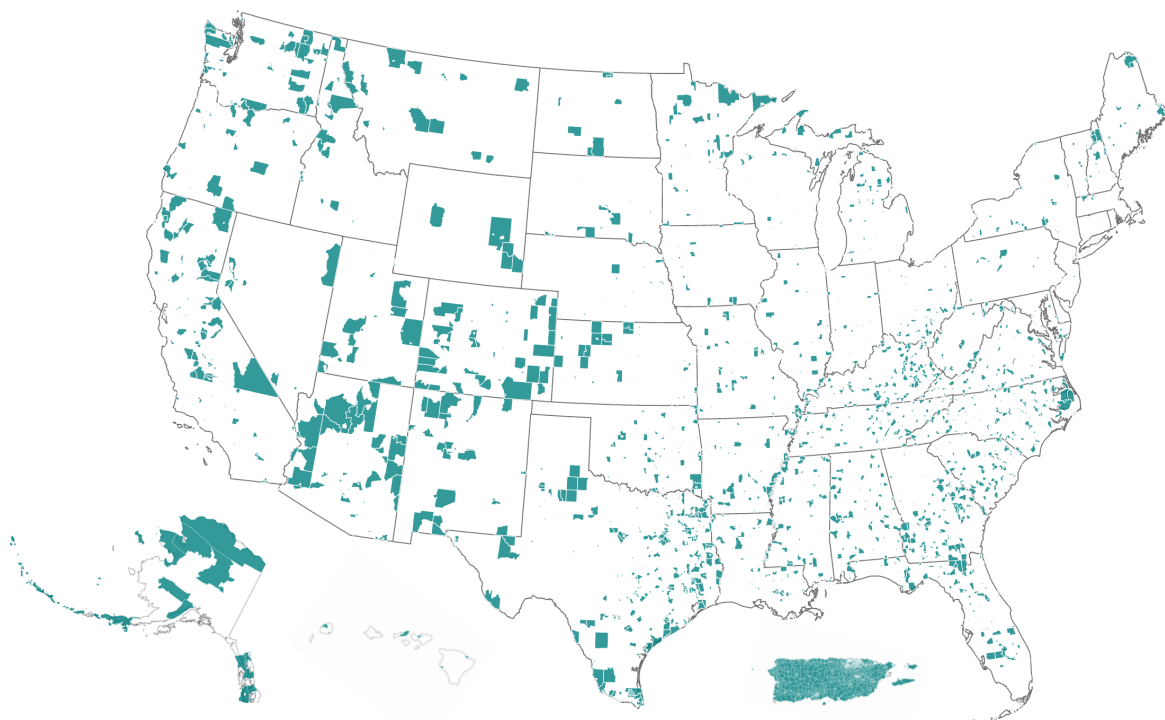
35 million
residents



1.6 million
businesses*



24 million
jobs*



Data Notes

Minority Population reflects the share of the population that does not identify as white, non-Hispanic.

Bachelor's Degree + reflects the share of the population age 25 and older who hold a bachelor's degree or higher.

Adults Not Working reflects the share of the population age 25 to 64 not working (i.e. either unemployed or not in the labor force).

Housing Vacancy reflects the share of housing units that are vacant, adjusted for recreational, seasonal, or occasional use vacancies.

Rent Burdened reflects the share of renter-occupied households that spend 30%+ of their household income on housing

Businesses and jobs data sourced from ESRI, 2017 data. All other data sourced from the American Community Survey, 2015-2019 data.



Minority
Population

Poverty Rate

Average
Median Family
Income

Bachelor's
Degree+

Adults Not
Working

Housing
Vacancy

Rent Burdened

United States*

39%

15%

\$70,900

31%

27%

8%

51%

Average U.S.
Opportunity Zones*

56%

29%

\$44,700

18%

36%

13%

55%

*Figure does not include Puerto Rico and the other U.S. territories

To learn more visit <https://eig.org/opportunityzones> | Contact: info@eig.org