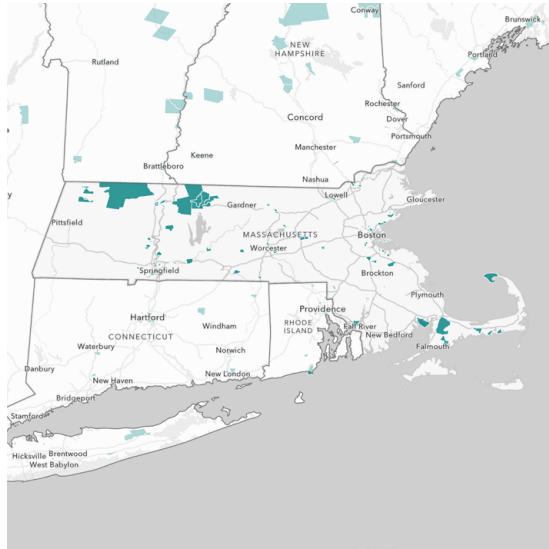


Massachusetts Opportunity Zones



138 Opportunity Zones

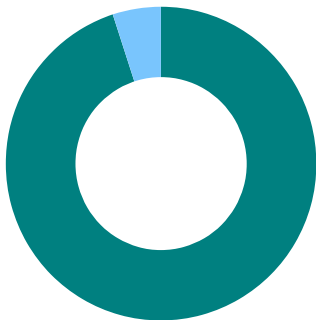
559k Zone Residents

396k Zone Jobs

33k Zone Businesses

Non-Metro
5%

Metro
95%



Demographics for Massachusetts's Opportunity



Minority
Population

28% 44%



Poverty
Rate

10% 20%



Average
MFI*

\$103,126 \$59,100



Bachelor's
Degree+

44% 27%



Adults Not
Working

18% 24%



Housing
Vacancy

5% 7%



Rent
Burdened

49% 53%

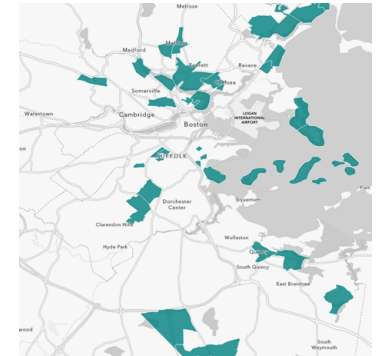
Congressional districts with largest number of zones

Representative	District	Party	Zones
Richard E. Neal	MA-01	D	26
James P. McGovern	MA-02	D	22
Lori Trahan	MA-03	D	21
Ayanna Pressley	MA-07	D	17

To learn more visit <https://eig.org/opportunityzones>
Contact: info@eig.org

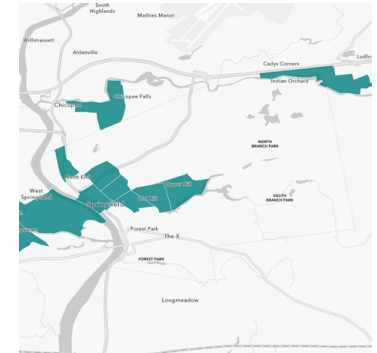
Major urban areas with largest number of zones

Boston



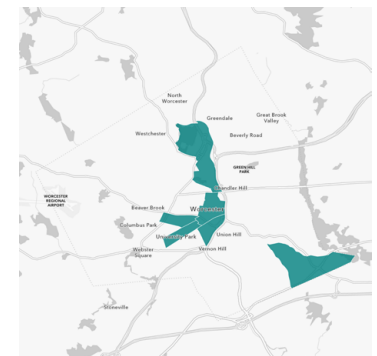
13 Tracts

Springfield, MA



7 Tracts

Worcester



6 Tracts



U.S. Opportunity Zones

Over 8,700
Zones



35 million
residents



1.6 million
businesses*



24 million
jobs*



Data Notes

Minority Population reflects the share of the population that does not identify as white, non-Hispanic.

Bachelor's Degree + reflects the share of the population age 25 and older who hold a bachelor's degree or higher.

Adults Not Working reflects the share of the population age 25 to 64 not working (i.e. either unemployed or not in the labor force).

Housing Vacancy reflects the share of housing units that are vacant, adjusted for recreational, seasonal, or occasional use vacancies.

Rent Burdened reflects the share of renter-occupied households that spend 30%+ of their household income on housing

Businesses and jobs data sourced from ESRI, 2017 data. All other data sourced from the American Community Survey, 2015-2019 data.



Minority
Population

Poverty Rate

Average
Median Family
Income

Bachelor's
Degree+

Adults Not
Working

Housing
Vacancy

Rent Burdened

United States*

39%

15%

\$70,900

31%

27%

8%

51%

Average U.S.
Opportunity Zones*

56%

29%

\$44,700

18%

36%

13%

55%

*Figure does not include Puerto Rico and the other U.S. territories

To learn more visit <https://eig.org/opportunityzones> | Contact: info@eig.org