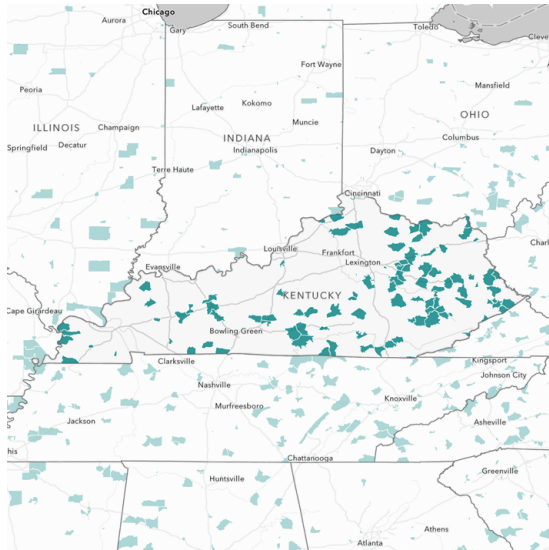


Kentucky Opportunity Zones



144 Opportunity Zones

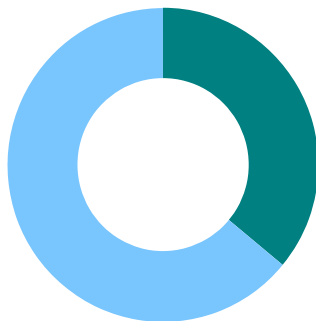
554k Zone Residents

395k Zone Jobs

28k Zone Businesses

Non-Metro
64%

Metro
36%



Demographics for Kentucky's Opportunity Zones

	Kentucky	Kentucky Opportunity Zones
Minority Population	15%	17%
Poverty Rate	17%	28%
Average MFI*	\$63,684	\$45,300
Bachelor's Degree+	24%	15%
Adults Not Working	26%	37%
Housing Vacancy	11%	15%
Rent Burdened	45%	47%

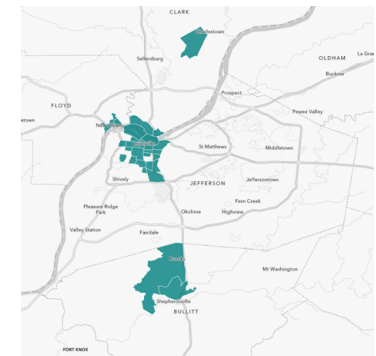
Congressional districts with largest number of zones

Representative	District	Party	Zones
Harold Rogers	KY-05	R	43
James Comer	KY-01	R	27
Andy Barr	KY-06	R	26
John A. Yarmuth	KY-03	D	19

To learn more visit <https://eig.org/opportunityzones>
Contact: info@eig.org

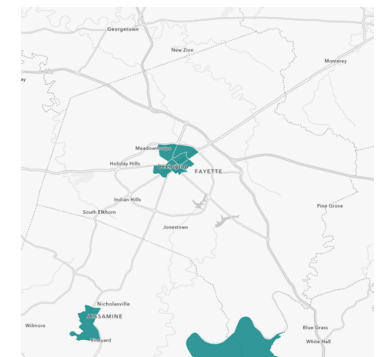
Major urban areas with largest number of zones

Louisville



19 Tracts

Lexington



7 Tracts

Covington



5 Tracts



U.S. Opportunity Zones

Over 8,700
Zones



35 million
residents



1.6 million
businesses*



24 million
jobs*



Data Notes

Minority Population reflects the share of the population that does not identify as white, non-Hispanic.

Bachelor's Degree + reflects the share of the population age 25 and older who hold a bachelor's degree or higher.

Adults Not Working reflects the share of the population age 25 to 64 not working (i.e. either unemployed or not in the labor force).

Housing Vacancy reflects the share of housing units that are vacant, adjusted for recreational, seasonal, or occasional use vacancies.

Rent Burdened reflects the share of renter-occupied households that spend 30%+ of their household income on housing

Businesses and jobs data sourced from ESRI, 2017 data. All other data sourced from the American Community Survey, 2015-2019 data.



Minority
Population

Poverty Rate

Average
Median Family
Income

Bachelor's
Degree+

Adults Not
Working

Housing
Vacancy

Rent Burdened

United States*

39%

15%

\$70,900

31%

27%

8%

51%

Average U.S.
Opportunity Zones*

56%

29%

\$44,700

18%

36%

13%

55%

*Figure does not include Puerto Rico and the other U.S. territories

To learn more visit <https://eig.org/opportunityzones> | Contact: info@eig.org