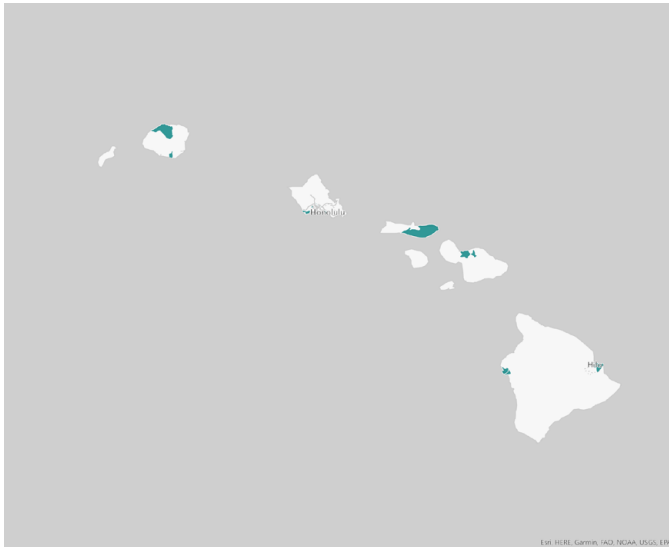


Hawaii Opportunity Zones



25

Opportunity Zones

106k

Zone Residents

110k

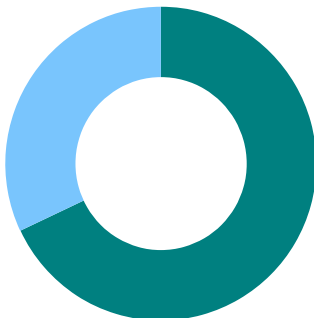
Zone Jobs

10k

Zone Businesses

Non-Metro
32%

Metro
68%

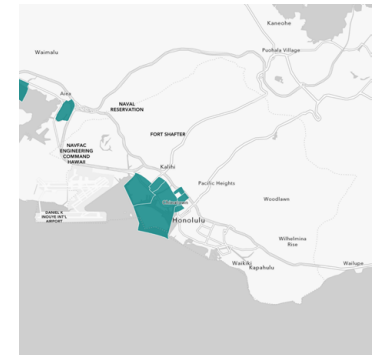


Demographics for Hawaii's Opportunity Zones

	Hawaii	Hawaii Opportunity Zones
Minority Population	78%	85%
Poverty Rate	9%	17%
Average MFI*	\$94,982	\$63,000
Bachelor's Degree+	33%	21%
Adults Not Working	19%	26%
Housing Vacancy	9%	10%
Rent Burdened	55%	51%

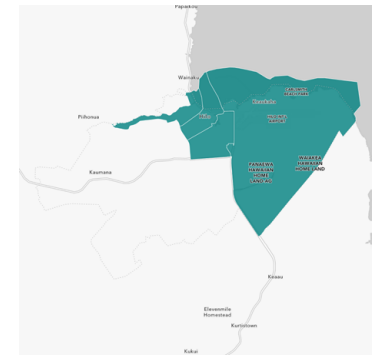
Major urban areas with largest number of zones

Honolulu



6 Tracts

Hilo



4 Tracts

Waipahu



3 Tracts

Congressional districts with largest number of zones

Representative	District	Party	Zones
Ed Case	HI-01	D	13
Kaiali'i Kahele	HI-02	D	12

To learn more visit <https://eig.org/opportunityzones>
Contact: info@eig.org



U.S. Opportunity Zones

Over 8,700
Zones



35 million
residents



1.6 million
businesses*



24 million
jobs*



Data Notes

Minority Population reflects the share of the population that does not identify as white, non-Hispanic.

Bachelor's Degree + reflects the share of the population age 25 and older who hold a bachelor's degree or higher.

Adults Not Working reflects the share of the population age 25 to 64 not working (i.e. either unemployed or not in the labor force).

Housing Vacancy reflects the share of housing units that are vacant, adjusted for recreational, seasonal, or occasional use vacancies.

Rent Burdened reflects the share of renter-occupied households that spend 30%+ of their household income on housing

Businesses and jobs data sourced from ESRI, 2017 data. All other data sourced from the American Community Survey, 2015-2019 data.



Minority
Population

Poverty Rate

Average
Median Family
Income

Bachelor's
Degree+

Adults Not
Working

Housing
Vacancy

Rent Burdened

United States*

39%

15%

\$70,900

31%

27%

8%

51%

Average U.S.
Opportunity Zones*

56%

29%

\$44,700

18%

36%

13%

55%

*Figure does not include Puerto Rico and the other U.S. territories

To learn more visit <https://eig.org/opportunityzones> | Contact: info@eig.org