


SNAPSHOT Opportunity Zones

The average **Median Family Income (MFI)** in an Opportunity Zone is **two-thirds** the national MFI.

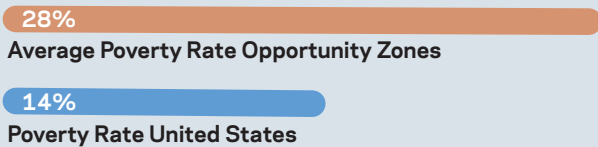


21% of adults in the average Opportunity Zone **lack a high school diploma**, compared to 12% nationwide.



28% of Opportunity Zones are food deserts, according to data from the U.S. Department of Agriculture.

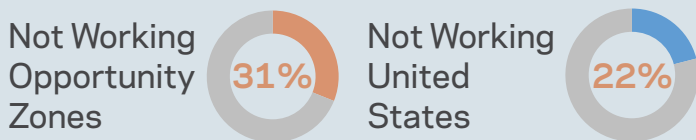
The average **poverty rate** in an Opportunity Zone is **double** the national poverty rate.



Half of the country's **persistent concentrated poverty*** census tracts are Opportunity Zones.

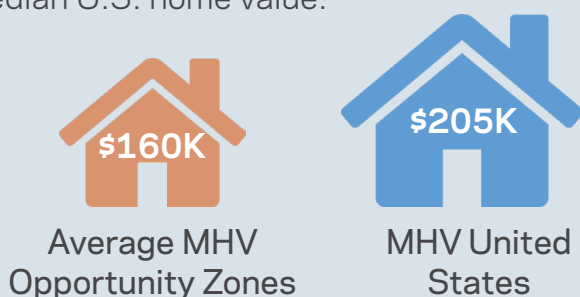
*Greater than 40 percent poverty rate in 1980 and 2018

Close to a third of prime age adults in the average Opportunity Zone are **not working**.*

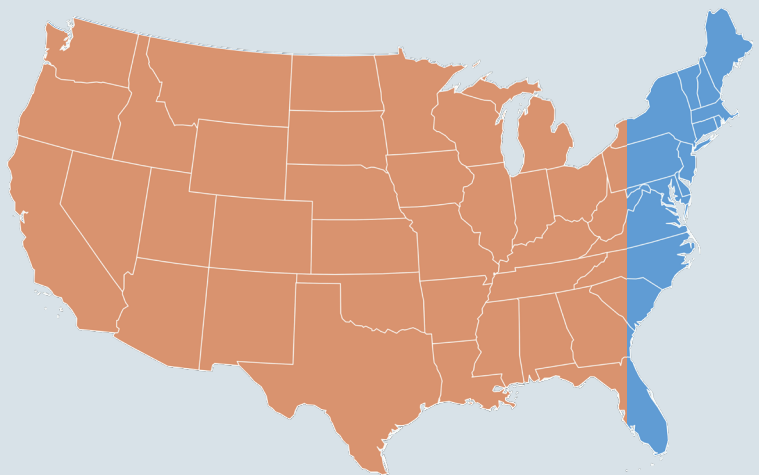


*The inverse of the employment rate, this captures the unemployed and those who have left the labor force.

The **average median home value (MHV)** in an Opportunity Zone is **\$45K lower** than the median U.S. home value.



83% of Opportunity Zones have an average **life expectancy** below the national average.



Source: CDC

For more information visit:
eig.org/opportunityzones

ECONOMIC
INNOVATION
GROUP 