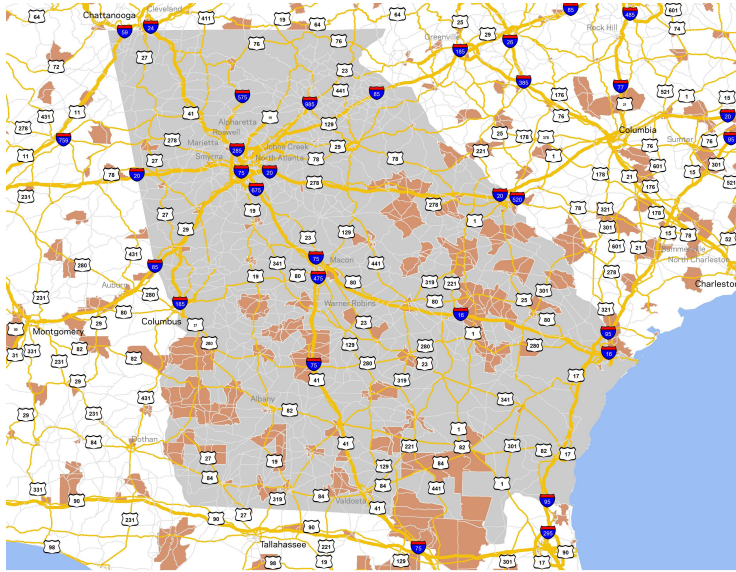
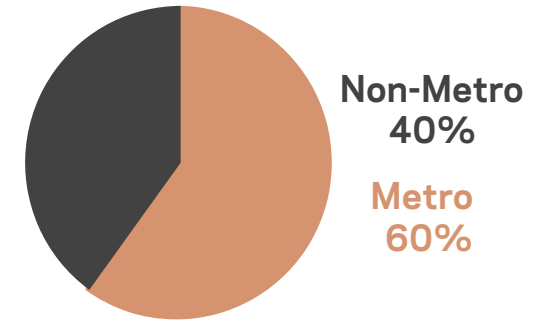


# Georgia Opportunity Zones



**260** Opportunity Zones  
**1027k** Zone Residents  
**651k** Zone Jobs  
**48k** Zone Businesses



Minority  
Population

Poverty  
Rate

Average  
MFI\*

Bachelor's  
Degree+

Adults Not  
Working

Housing  
Vacancy

Rent  
Burdened

## Congressional districts with largest number of zones

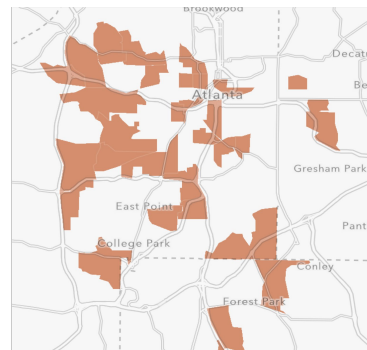
Representative	District	Party	Zones
Bishop, Sanford D.	GA-02	D	74
Allen, Rick W.	GA-12	R	41
Lewis, John	GA-05	D	32
Scott, Austin	GA-08	R	27

Georgia	46%	17%	\$64,100	30%	29%	10%	50%
Georgia Opportunity Zones	68%	36%	\$34,500	14%	40%	16%	59%

\*median family income

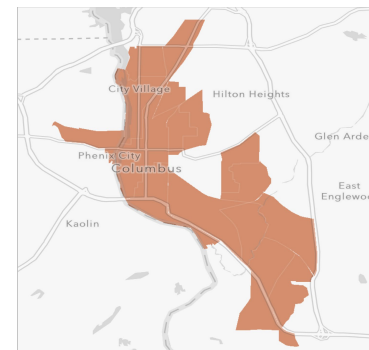
## Major areas with largest number of zones

### Atlanta



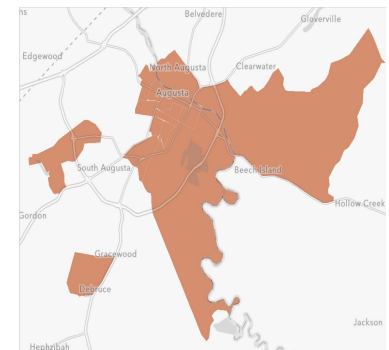
27 Tracts

### Columbus



16 Tracts

### Augusta



13 Tracts



# U.S. Opportunity Zones

Over 8,700  
Zones



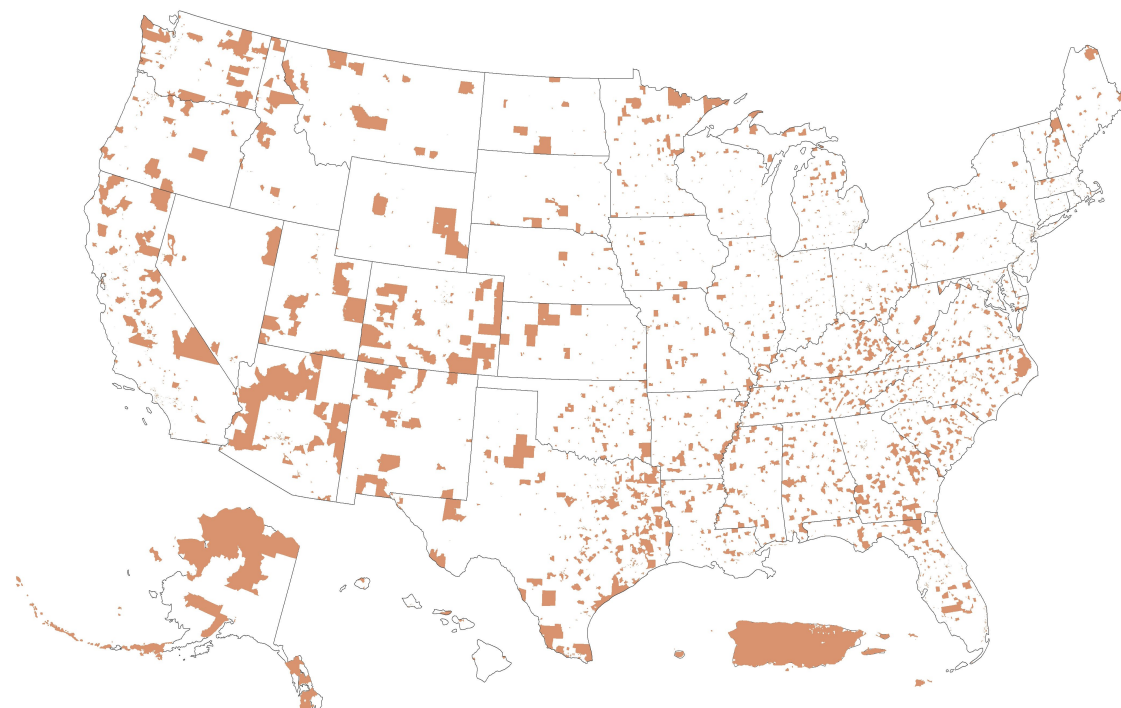
35 million  
residents



1.6 million  
businesses\*



24 million  
jobs\*



## Data Notes

**Minority Population** reflects the share of the population that does not identify as white, non-Hispanic.

**Bachelor's Degree +** reflects the share of the population age 25 and older who hold a bachelor's degree or higher.

**Adults Not Working** reflects the share of the population age 25 to 64 not working (i.e. either unemployed or not in the labor force).

**Housing Vacancy** reflects the share of housing units that are vacant, adjusted for recreational, seasonal, or occasional use vacancies.

**Rent Burdened** reflects the share of renter-occupied households that spend 30%+ of their household income on housing

*Businesses and jobs data sourced from ESRI, 2017 data. All other data sourced from the American Community Survey, 2013-2017 data.*



Minority  
Population

Poverty Rate

Average  
Median Family  
Income

Bachelor's  
Degree+

Adults Not  
Working

Housing  
Vacancy

Rent Burdened

United States\*

39%

15%

\$70,900

31%

27%

8%

51%

Average U.S.  
Opportunity Zones\*

56%

29%

\$44,700

18%

36%

13%

55%

\*Figure does not include Puerto Rico and the other U.S. territories

To learn more visit <https://eig.org/opportunityzones> | Contact: [info@eig.org](mailto:info@eig.org)