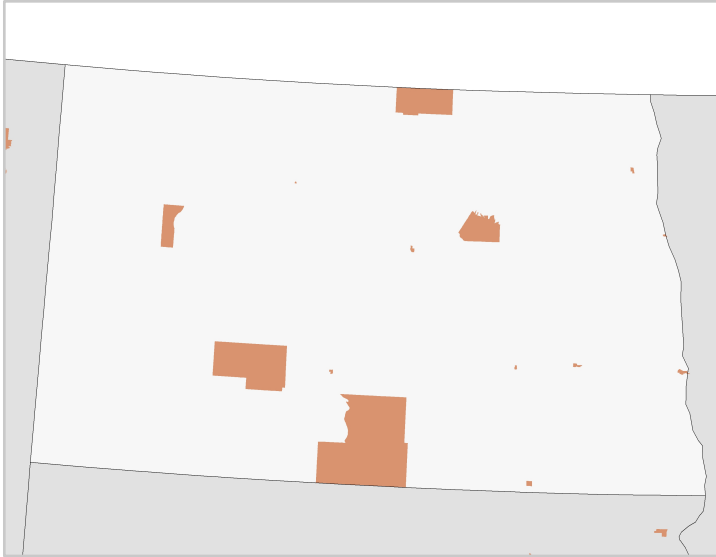
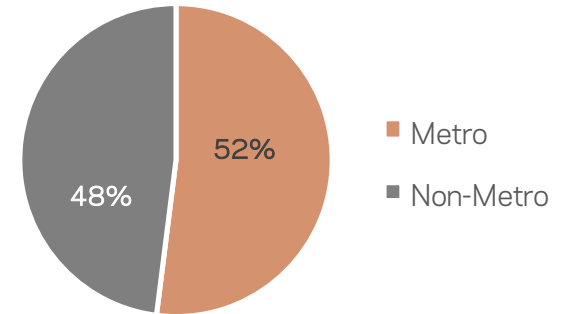


# North Dakota Opportunity Zones










**25** Total Opportunity Zones  
**81 k** Zone Residents  
**109 k** Zone Jobs  
**7 k** Zone Businesses



## North Dakota

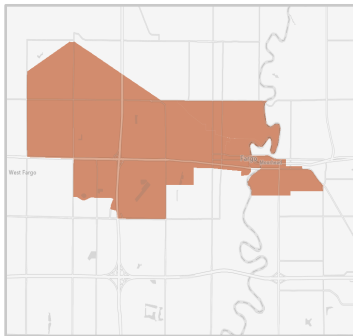
## North Dakota Opportunity Zones

*\*Median Family Income*

 Minority Population	 Poverty Rate	 Average MFI*	 Bachelor's Degree +	 Adults Not Working	 Housing Vacancy	 Rent Burdened
14%	11%	\$80,100	29%	18%	9%	40%
33%	24%	\$56,700	22%	27%	11%	43%

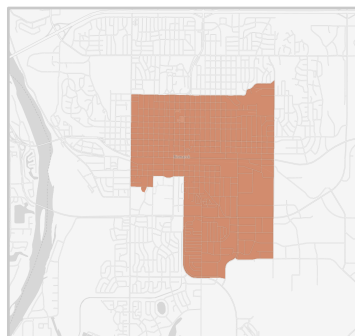
## Major Cities with the Largest Number of Zones

Fargo



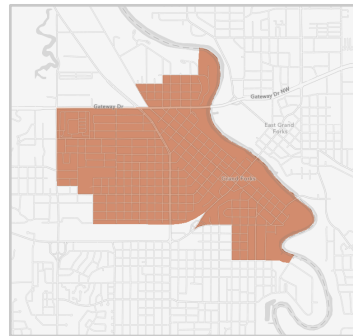
5 Tracts

Bismarck



3 Tracts

Grand Forks



3 Tracts

## Congressional Districts with the Largest Number of Zones

Representative	District	Party	Zones
<b>Kelly Armstrong</b>	ND-00	R	25



